



Northeast Ohio College Preparatory School is the only community school in Cleveland that offers a continuous K-12 college prep education. Located on adjoining K-8 and high school campuses in the Tremont neighborhood, NEO College Prep offers a well-rounded education that supports students as they grow academically, socially, and emotionally.

From Kindergarten through graduation, students embrace the motto, "Learners Today, Leaders Tomorrow, Knights for Life!" The school offers Art, Writing, and PE classes during the school day as well as a host of sports and extracurriculars including Basketball, Cheerleading, Dance Team, Volleyball, and an award-winning Robotics program.

College-bound students benefit from the College Credit Plus dual-enrollment program and the school's partnership with Say Yes Cleveland. The 2022 graduating class of 28 seniors received \$1.75M in scholarship funds with all students continuing to 2- or 4-year colleges, trade schools or the military.

MISSION STATEMENT

To prepare students with a college preparatory education that will ensure success and graduation from a four-year college or university.



GRADES SERVED

Early K - 12

AVERAGE DAILY ENROLLMENT

509

K-8 PRINCIPAL

Haley Mueller

9-12 PRINCIPAL

Dr. Veda Giles-Weeks

REGIONAL VICE PRESIDENT

Debroah Mays

SCHOOL YEAR OPENED

2010-11

MANAGED BY ACCEL SINCE

2017-18

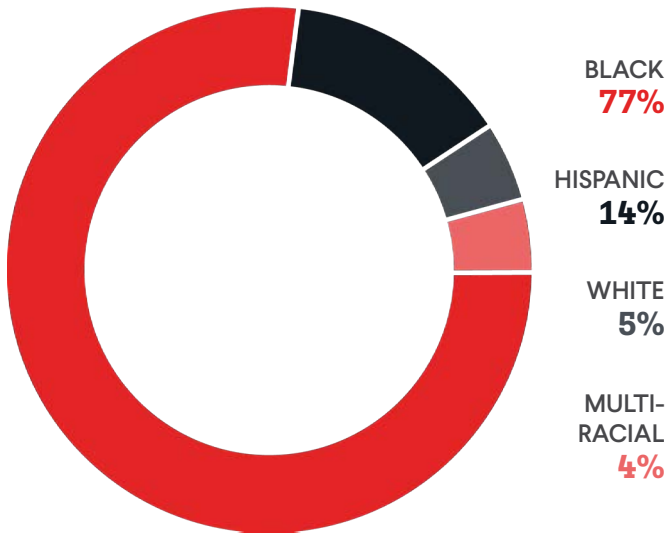
AUTHORIZER

**Ohio Council of
Community Schools**

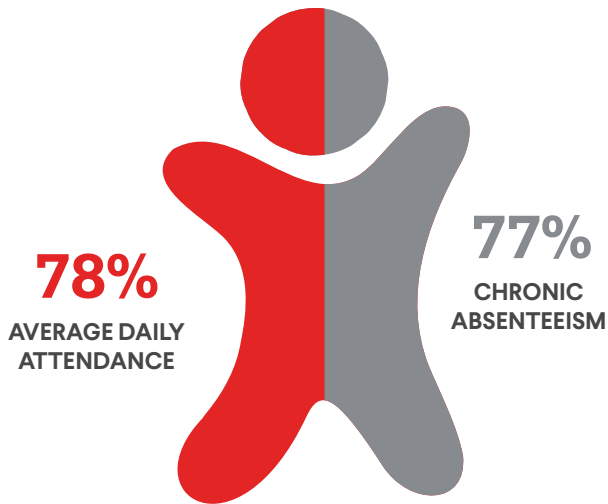
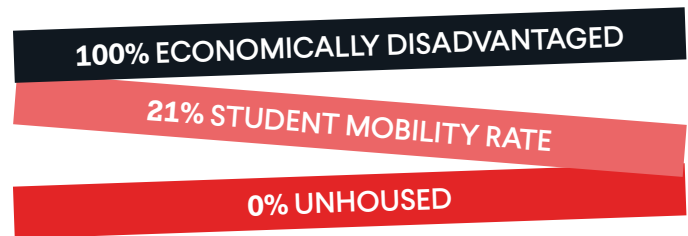
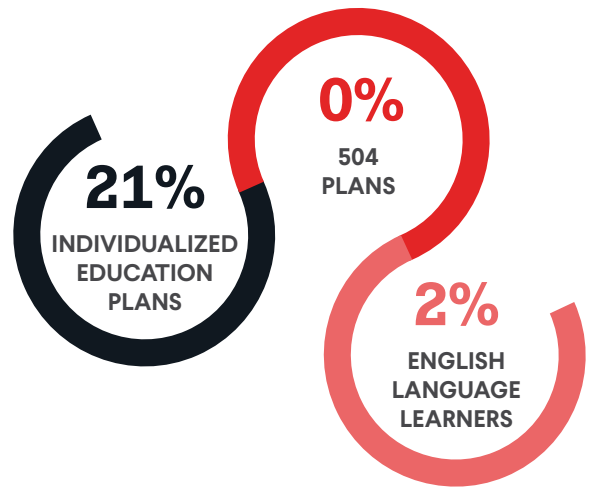


2021-22
ANNUAL REPORT

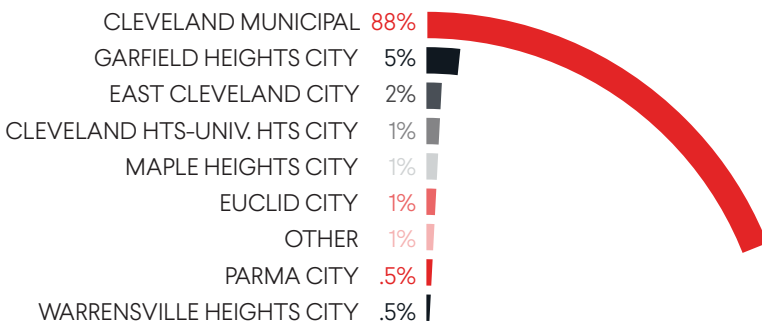
STUDENT DEMOGRAPHICS



SPECIAL POPULATIONS



DISTRICTS OF RESIDENCE



HIGHLIGHTS

- Rated 4 stars in Progress for exceeding state expectations in student academic growth
- Rated 3 stars in Gap Closing for meeting state expectations in closing educational gaps
- 100% of seniors graduated with the Class of 2022, earning \$1.75M in college scholarships (an average of \$62,500 per graduate)
- Campus Improvements: new doors, windows, flooring, fresh paint, television monitors & air conditioners
- Special Program Implementation:
 - Held a six-week Summer School Program to support students in Grades 2-8 with math and ELA instruction, enrichment, extracurriculars & social-emotional learning
 - Held credit-recovery program over the summer for high school students. Most students earned two or three credits during summer school, and five seniors completed the credits necessary to receive their high school diplomas
 - Participation in the Junior CAVS Basketball program
 - Partnered with Say Yes to Education, a non-profit organization working to revitalize communities by supporting college-bound students with scholarships and support services
 - Partnered with Cuyahoga Community College to offer the College Credit Plus program beginning in Grade 7—a dual enrollment program where students can earn college and high school credit at the same time
 - PBIS model implementation to provide training and support for positive decision making & collaboration
 - Comprehensive Social-Emotional Learning curriculum via Mosaic ACT approved to launch in 2022-23. The curriculum includes an ELL component to meet the needs of all learners
 - Four new Robotics courses approved for the 2022-23 school year involving coding, drone creation & 3D printing
- Provided 1001 instructional hours, 8% more than the Ohio requirement for charter schools
- Achieved budget surplus in Fiscal Year 2022
- Full day Kindergarten & Early K program for students turning five years old before Jan. 1
- Extracurricular activities include:
 - Award-winning Robotics Program
 - Competitive Sports: Basketball, Cheerleading, Dance Team & Volleyball
 - Field Trips: Aquarium, Zoo, Science Center, Hales Farm, Skating Rink & College Visits
- Free breakfast, lunch & student psychological services
- Accredited by Cognia™

INSTRUCTIONAL & SUPPORT STAFF



STATE REPORT CARD

ACHIEVEMENT COMPONENT ★★★	PERFORMANCE INDEX SCORE 55.7
PROGRESS COMPONENT ★★★★★	THIRD GRADE READING GUARANTEE <hr/>
GAP CLOSING COMPONENT ★★★	PROFICIENCY 23.8%
GRADUATION RATE COMPONENT ★★	PROMOTION TO GRADE 4 85%

ACADEMIC PROGRESS

NEO College Preparatory School is undergoing remarkable academic recovery since the pandemic. The school increased its Performance Index (PI) score by over 16%. This includes an increase of over six points in Grade 9 Math and eight points in Grade 10 Math. 85% of third graders met the reading requirements for promotion to Grade 4. NEO additionally exceeded state expectations for student academic growth (4 Stars, Progress) and for met expectations for closing educational gaps (3 Stars, Gap Closing). 61% of fourth graders, 69% of sixth graders & 77% of eighth graders achieved annual typical growth in English Language Arts as measured by i-Ready. 70% of third and seventh graders, 83% of sixth graders & 73% of eighth graders also achieved annual typical growth in Math.

YOY GROWTH IN PERFORMANCE INDEX SCORE



PROGRESS COMPONENT RATINGS BY SUBJECT & GRADE LEVEL

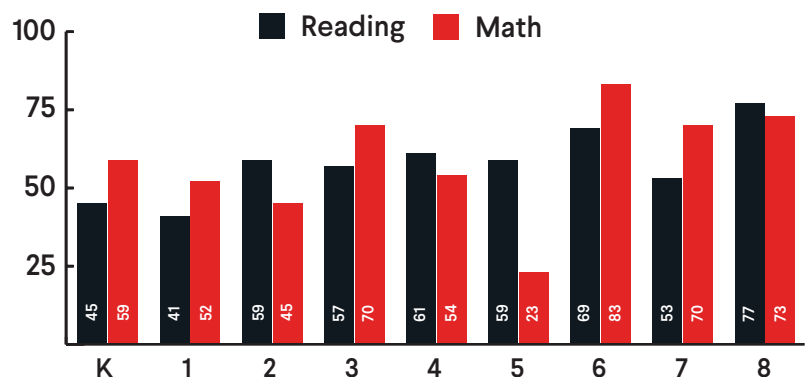
	ELA	Math	Science
4th Grade	Value Added data is not available	Students significantly exceeded state expectations in academic growth	Value Added data is not available
5th Grade	Students met state expectations in academic growth	Students significantly exceeded state expectations in academic growth	Students met state expectations in academic growth
6th Grade	Students significantly exceeded state expectations in academic growth	Students significantly exceeded state expectations in academic growth	Value Added data is not available
7th Grade	Students met state expectations in academic growth	Students met state expectations in academic growth	Value Added data is not available
8th Grade	Students met state expectations in academic growth	Students significantly exceeded state expectations in academic growth	Students met state expectations in academic growth

Students significantly exceeded state expectations in academic growth
 Students met state expectations in academic growth
 Value Added data is not available



AVERAGE ANNUAL GROWTH IN READING & MATH

i-Ready Assessment, Fall 2021 to Spring 2022



NEO COLLEGE PREP

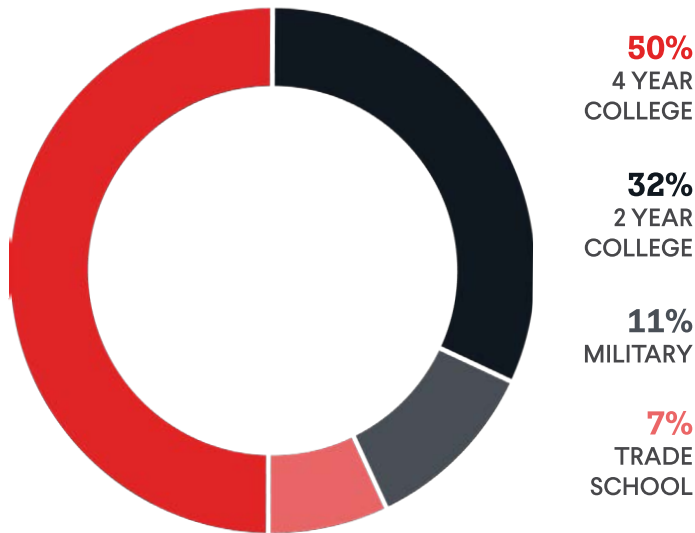
CLASS OF 2022



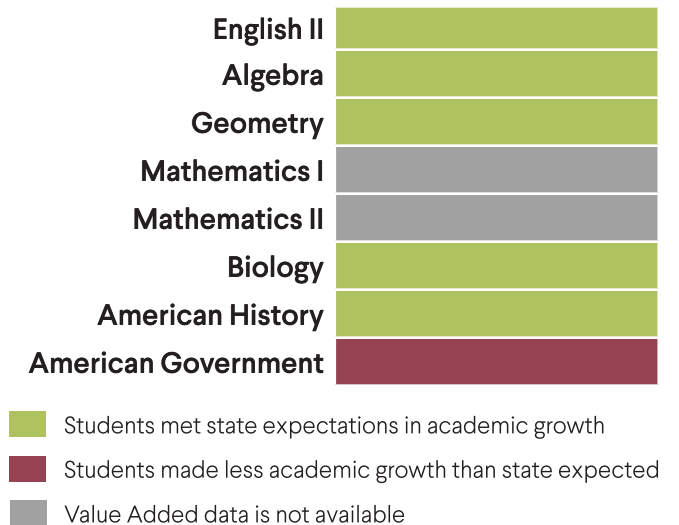
NEO College Preparatory School's Class of 2022 included 28 seniors. 100% of seniors graduated, earning over 1.75 million dollars in scholarships. One student earned the University of Akron's President Scholarship for a cumulative GPA over 3.6.

NUMBER OF SENIORS 28	GRADUATION RATE 100%	SCHOLARSHIPS \$1.75m
--------------------------------	--------------------------------	--------------------------------

POST GRADUATION PLANS



HIGH SCHOOL PROGRESS COMPONENT RATINGS BY SUBJECT



NEO SENIORS WERE ACCEPTED INTO THE FOLLOWING COLLEGES & UNIVERSITIES:

Ashland University
 Baldwin Wallace University
 Bowling Green University
 Capital University
 Central State University
 Cleveland State University
 Cuyahoga Community College
 Hiram College

Howard University
 John Carroll University
 Johnson and Wales University
 Kent State University
 Lincoln University
 Marietta College
 Muskingum University
 Notre Dame University

Penn State University
 Thiel College
 The Ohio State University
 Tuskegee University
 University of Akron
 University of Pittsburgh Greensburg
 University of Toledo
 Ursuline College

West Virginia State University
 Wilberforce University
 Wilmington College
 Wittenberg University
 Xavier University
 Youngstown State University



SONYA BOYD
SCHOOL BOARD CHAIRWOMAN

AARON BERG
VICE CHAIRMAN

KAREN LEWIS
TREASURER

MANDISA LEWIS
BOARD MEMBER

RODNEY LEWIS
BOARD MEMBER



AUTHORIZED BY

Ohio Council of Community Schools (OCCS) uses various methods to evaluate the school's performance including published tests and other academic scores such as the Ohio Department of Education Local Report Card and supporting data. OCCS regional representatives visit our partner schools regularly ensuring compliance with federal, state, and contractual requirements. The results of this monitoring for the 2021-2022 school year are published in the 2021-2022 Ohio Council of Community Schools Annual Report, available after November 30 at www.ohioschools.org.



FINANCIAL DATA

State Sources	4,738,682
Federal Sources	2,866,384
Local Sources	727,683
TOTAL REVENUES	\$8,332,749

Salaries & Wages	2,665,603
Employee Benefits	683,409
Purchased Services	3,778,718
Supplies & Materials	180,126
Capital Outlay	148,724
Other Expenses	52,747
TOTAL EXPENSES	\$7,509,326

At time of publication, 2022 fiscal year data was not available from the Ohio Auditor of State. For updated information visit: www.auditor.state.oh.us

